



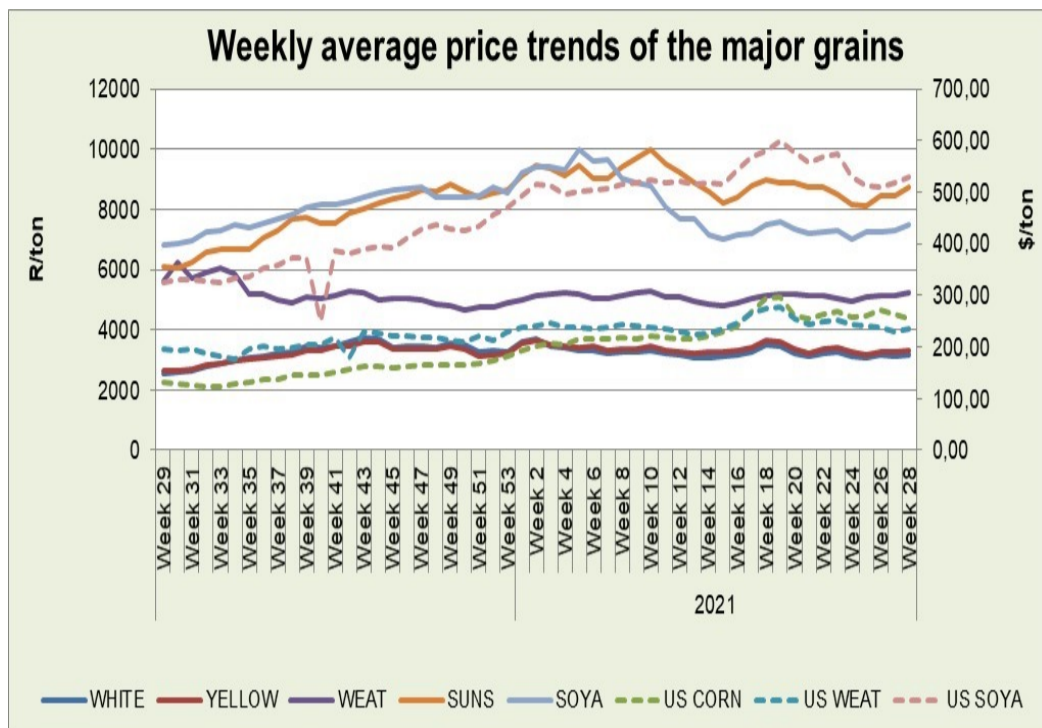
# agriculture, land reform & rural development

Department:  
Agriculture, Land Reform and Rural Development  
REPUBLIC OF SOUTH AFRICA

## Weekly Price Watch: 16 July 2021

Directorate: Statistics & Economic Analysis

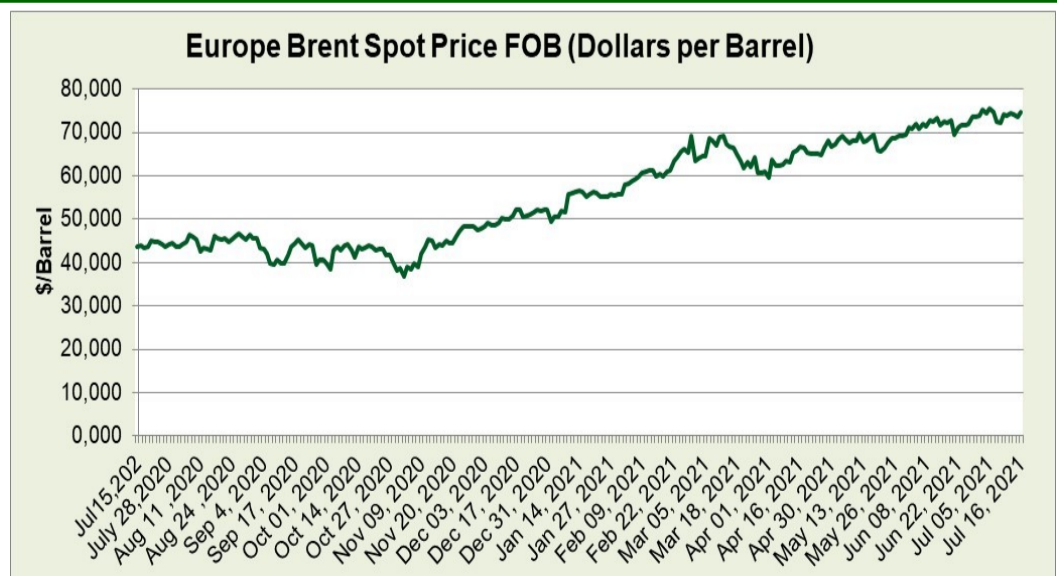
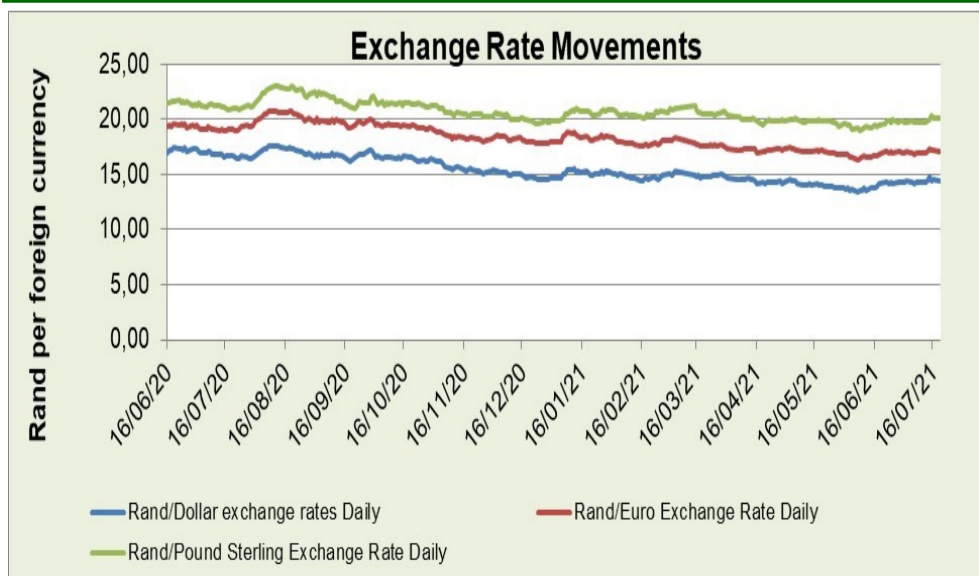
Sub-directorate: Economic Analysis



The overall local and international maize price increased this week compared to last week. Local white and yellow maize prices increased by 0.9% and 0.5% respectively. The International maize price decreased by 3.5% compared to last week. Local wheat price increased by 2.4% as compared with previous week. International wheat price increased by 2.5% as a result of concerns over the production of spring wheat and less than expected quarterly stocks. The price of local soybeans increased by 2.2% as production estimates remains unchanged. International soybeans increased by 2.2% as compared with the previous week. RSA sunflower increased by 2.9% tracking high global sunflower seed prices amidst the lower than expected local sunflower seed crop. The price of sorghum increased by 0.3% compared to last week benefiting from the weaker rand.

### Spot price trends of major grains commodities

	1 year ago Week 28 (13-07-20 to 17-07-20)	This week Week 27 (05-07-21 to 09-07-21)	This week Week 28 (12-07-21 to 16-07-21)	w-o-w % change
RSA White Maize per ton	R 2 628,40	R 3 136.40	R 3 165,40	0,9%
RSA Yellow Maize per ton	R 2 729,40	R 3 280.60	R 3 295,60	0,5%
USA Yellow Maize per ton	\$ 136,47	\$ 263.05	\$ 253,77	-3,5%
RSA Wheat per ton	R 5 640,40	R 5 121.40	R 5 245,00	2,4%
USA Wheat per ton	\$ 184,83	\$ 230.60	\$ 236,35	2,5%
RSA Soybeans per ton	R 6 974,80	R 7 313.60	R 7 477,80	2,2%
USA Soybeans per ton	\$ 329,13	\$ 517.60	\$ 528,33	2,1%
RSA Sunflower seed per ton	R 5 956,20	R 8 472.40	R 8 718,80	2,9%
RSA Sweet Sorghum per ton	R 3 900,00	R 4 195.00	R 4 209.00	0.3%
Crude oil per barrel	\$ 43,58	\$ 73.81	\$ 74,19	0,5%



The rand depreciated by 1.13% against the US dollar and by 0.71% against the Euro, whilst depreciating by 1.32% against the Pound. The Looting and the surge in corona virus infections including the lockdown extension continue to take their toll on the currency.

The price of Brent crude oil increased by 0.5 % this week compared to last week. The price of oil increased for the eighth week as the OPEC standoff continues. United Arab Emirates still blocking a proposal to increase supply and currently demand outstrips supply.



## National South African Price information (RMAA) : Beef

Week 26 (28/06/2021 to 04/07/2021)	Units	Avg Purchase Price	Avg Selling Price	Week 27 (05/07/2021 to 11/07/2021)	Units	Avg Purchase Price	Avg Selling Price
Class A2	6857	52,97	53,86	Class A2	6 689	52.05	53.35
Class A3	801	53,02	55,27	Class A3	800	51.34	54.02
Class C2	565	46,24	48,28	Class C2	621	43.68	45.92

The quantity of class A2 and A3 beef supplied to market decreased by 2.5% and 0.1% respectively compared to the previous week. However, the quantity of class C2 increased by 9.9% as compared to the previous week. The purchase price of class A2, A3 and C2 decreased by 1.7%, 3.2% and 5.5% respectively compared to the previous week. The average selling price for class A2, A3 and C2 decreased by 0.9%, 2.3% and 4.9% respectively compared to the previous week.

## National South African Price information (RMAA) : Lamb

Week 26 (28/06/2021 to 04/07/2021)	Units	Avg Purchase Price	Avg Selling Price	Week 27 (05/07/2021 to 11/07/2021)	Units	Avg Purchase Price	Avg Selling Price
Class A2	7968	100,50	100,39	Class A2	5 240	98.28	99.11
Class A3	1374	99,13	98,66	Class A3	827	97.79	96.08
Class C2	959	75,60	78,06	Class C2	705	72.21	76.50

The quantity of lamb units for classes A2, A3 and C2 supplied to the market this week decreased by 32.0%, 39.8% and 26.5% respectively this week relative to the previous week. The average purchase price for a classes A2, A3 and C2 decreased by 2.2%, 1.4% and 4.5% respectively compared to the previous week. The average selling price decreased for class A2, A3 and C2 by 1.3%, 2.6% and 2.0% respectively

## National South African Price information (RMAA) : Pork

Week 26 (28/06/2021 to 04/07/2021)	Units	Avg Purchase Price	Week 27 (05/07/2021 to 11/07/2021)	Units	Avg Purchase Price
Class BP	5716	28,03	Class BP	6 459	27.51
Class HO	8788	27,42	Class HO	8 5 2	27.07
Class HP	6823	27,57	Class HP	6 501	27.23

The quantity of pork supplied this week increased by 13,0% for class BP pork compared to the previous week, whilst declining by 3.1% and 5.3% for both HO and HP pork quantities respectively. The average purchase price for class BP, HO and HP decreased by 1,9%, 1.3% and 0.2% respectively compared to the previous week.

## Latest News Developments

Business Leadership South Africa estimates that damages amounted to more than R5 billion and counting for the retail industry alone. More than 200 malls were targeted, over 800 stores were looted and 100 were completely burnt. Citing credible industry sources, Attard Montalto said that in Durban's economic zone R1.5 billion in stock has been lost, with R15 billion in damages to property. He said that 50,000 informal traders and 40,000 businesses have likely been impacted by the violence and looting. warning that as many as 150,000 jobs are at risk, meaning as many as 1.5 million homes are without incomes. The impact on Durban's GDP could be as much as R20 billion. Overall, he put a total cost on the country's GDP at about R50 billion and the GDP loss at about R40 billion, or about 0.7% of GDP.

Mr Price said that 109 of its stores were looted, and another 539 were closed, while fast-food restaurant operator Famous Brands said 99 stores have been damaged and are non-operational. Cashbuild said that 36 stores have been damaged and looted and are currently unable to trade.

A fiscal response to the carnage, includes calls for a response from the government at an overnight National Economic Development and Labour Council (Nedlac) meeting. "The proposed disaster management relief should be focused on the objectives of providing relief for workers and communities, funding of township and rural economy, and the broadening of the social welfare transfers," Many communities and workers are going to pay a huge price for this anarchy. Hundreds of thousands of jobs are going to be lost and vital community services are going to be severely disrupted by this brazen looting and destruction.

**For more information contact: Directorate Statistics & Economic Analysis (SEA) at HeidiP@daff.gov.za or 0123198194.**